Report Analisi Time-to-Recover (TTR) per QQQ.US

Generato il: 19-09-2025 09:07

Equity Line Interattiva e Drawdown

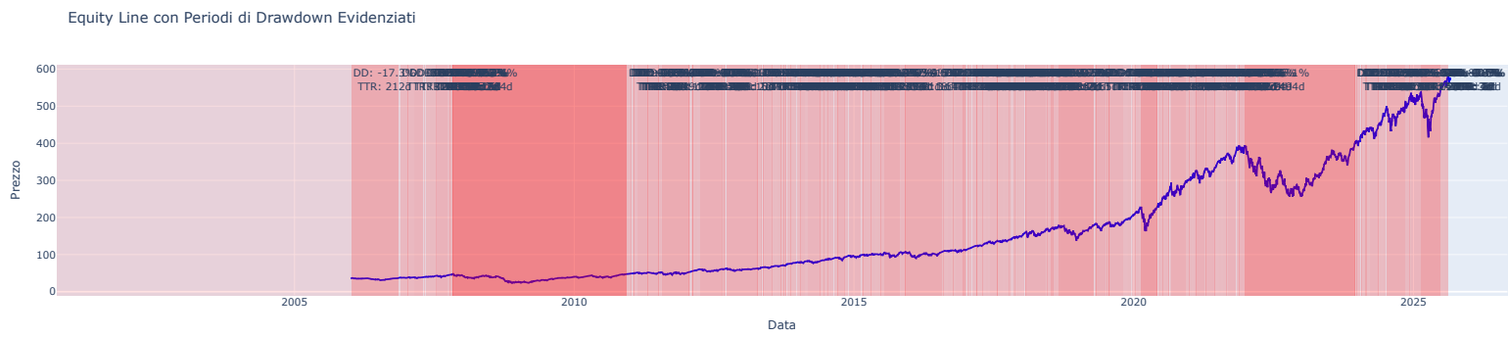

Questo grafico interattivo fornisce un contesto visivo immediato... **Interpretazione Pratica:** Passare il mouse sulle aree rosse per ispezionare rapidamente magnitudine e durata dei drawdown passati.

Statistiche Riepilogo

Statistiche di Riepilogo

	Valore
Numero Episodi	252.00
% Censurati	0.40
TTR Mediano (giorni)	4.00
TTR 90° Percentile (giorni)	37.90
TTR Massimo (giorni)	784.00
Profondità Mediana (%)	-0.83

Questo pannello riassume i KPI di resilienza... **Interpretazione Pratica:** Confrontare diversi asset per valutare la velocità di recupero.

TTR per Profondità

TTR Mediano per Profondità

	Classe di Profondità	Numero_Episodi	TTR_Mediano	IQR
0	< -30%	2	639.0	145.0
1	[-30%, -20%)	3	86.0	41.0
2	[-20%, -10%)	12	77.5	71.0
3	[-10%, -5%)	15	40.0	11.0
4	[-5%, 0%)	220	3.0	5.0

Questa tabella quantifica la relazione non lineare tra profondità e tempo... **Interpretazione Pratica:** Usare questo dato per definire soglie di rischio.

Funzione di Sopravvivenza (Generale)

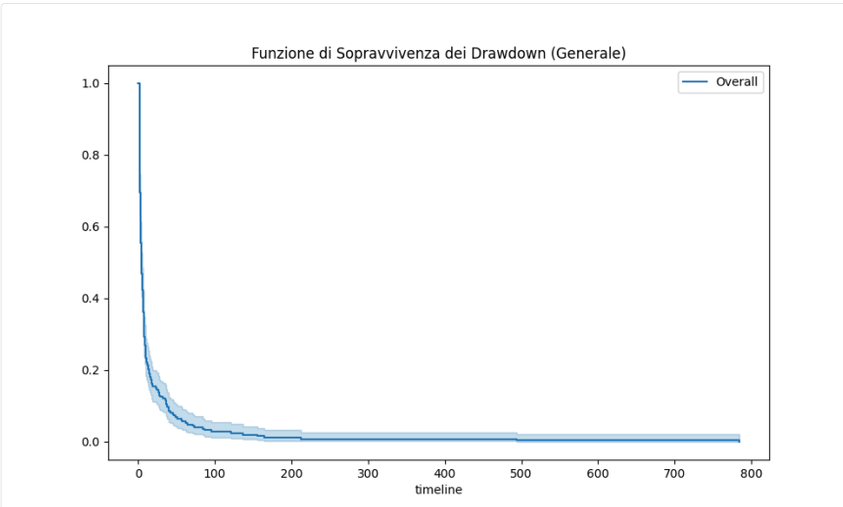

Questo grafico traduce i tempi di recupero in probabilità... **Interpretazione Pratica:** Se S(252) = 0.10, c'è il 10% di probabilità che un drawdown duri più di un anno.

Distribuzione TTR

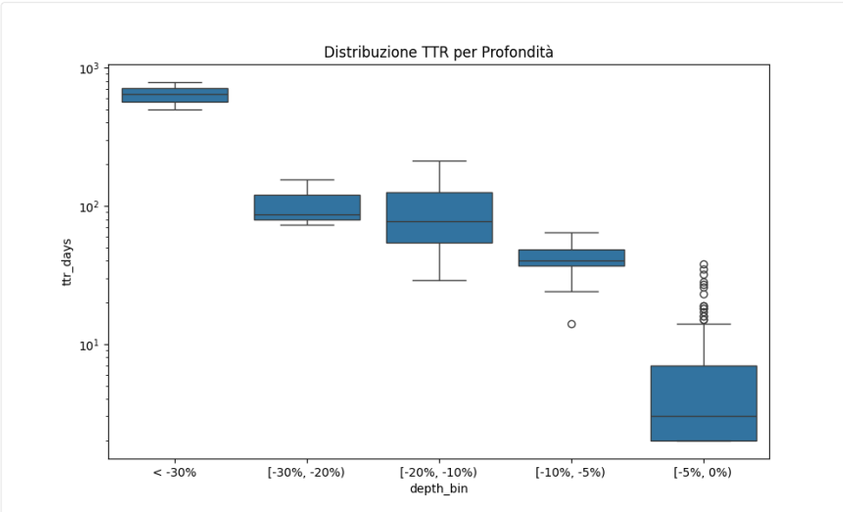

Questa è la controparte grafica della Tabella 3... **Interpretazione Pratica:** Un box allungato indica alta incertezza sui tempi di recupero.

Analisi di Regime (Volatilità VIX)

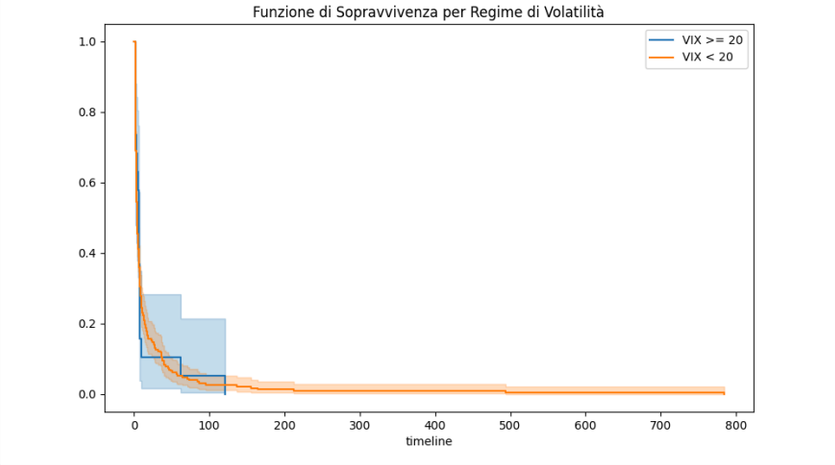

Questo grafico confronta la resilienza in contesti di mercato calmi (VIX basso) e turbolenti (VIX alto)... **Interpretazione Pratica:** Se la curva "VIX Alto" scende molto più lentamente, l'asset soffre particolarmente durante le crisi.

Heatmap Comparativa Multi-Asset

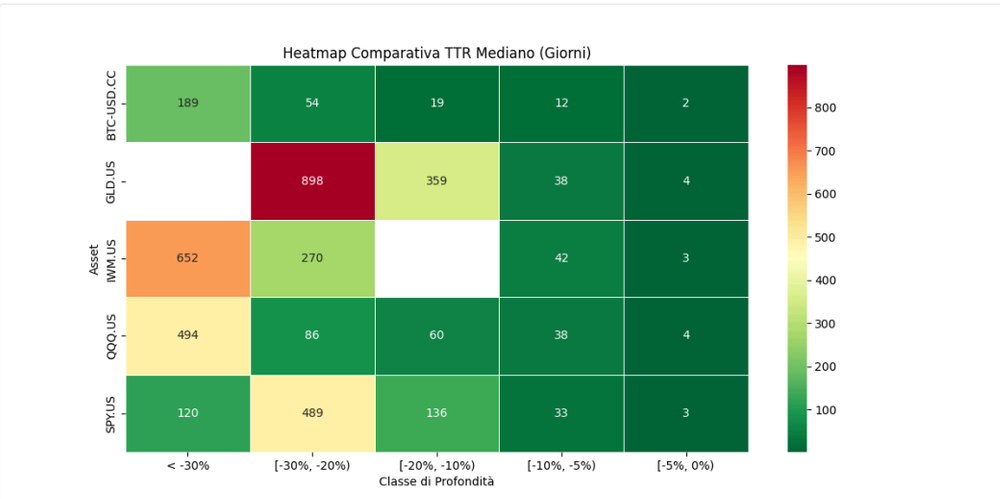

La heatmap è uno strumento sinottico per il confronto multi-asset... **Interpretazione Pratica:** Dimostrare quantitativamente i benefici della diversificazione.

Log Completo degli Episodi

Log Episodi di Drawdown

	peak_date	trough_date	recovery_date	depth_pct	ttr_days	is_censored	vix_close	depth_bin
0	2006-01-11	2006-07-21	2006-11-13	-17.27%	212	False	10.940000	[-20%, -10%)
1	2006-11-22	2006-12-22	2007-01-11	-3.91%	32	False	10.140000	[-5%, 0%)
2	2007-01-12	2007-01-26	2007-02-22	-3.84%	27	False	10.150000	[-5%, 0%)
3	2007-02-22	2007-03-05	2007-04-20	-7.20%	40	False	10.180000	[-10%, -5%)
4	2007-04-27	2007-04-30	2007-05-03	-1.31%	4	False	12.450000	[-5%, 0%)
5	2007-05-09	2007-05-15	2007-05-21	-1.56%	8	False	12.880000	[-5%, 0%)
6	2007-05-22	2007-05-24	2007-05-30	-1.89%	5	False	13.060000	[-5%, 0%)
7	2007-06-04	2007-06-07	2007-06-15	-2.61%	9	False	13.290000	[-5%, 0%)
8	2007-06-18	2007-06-26	2007-07-02	-1.99%	10	False	13.420000	[-5%, 0%)
9	2007-07-09	2007-07-10	2007-07-12	-0.84%	3	False	15.160000	[-5%, 0%)
10	2007-07-13	2007-07-16	2007-07-17	-0.10%	2	False	15.150000	[-5%, 0%)
11	2007-07-17	2007-07-18	2007-07-19	-0.12%	2	False	15.630000	[-5%, 0%)
12	2007-07-19	2007-08-16	2007-09-21	-9.68%	45	False	15.230000	[-10%, -5%)
13	2007-09-27	2007-09-28	2007-10-01	-0.33%	2	False	17.000000	[-5%, 0%)
14	2007-10-02	2007-10-03	2007-10-05	-0.69%	3	False	18.490000	[-5%, 0%)
15	2007-10-10	2007-10-11	2007-10-12	-1.59%	2	False	16.670000	[-5%, 0%)
16	2007-10-12	2007-10-16	2007-10-17	-1.23%	3	False	17.730000	[-5%, 0%)
17	2007-10-18	2007-10-19	2007-10-23	-2.49%	3	False	18.500000	[-5%, 0%)
18	2007-10-23	2007-10-25	2007-10-30	-2.09%	5	False	20.410000	[-5%, 0%)
19	2007-10-31	2008-11-20	2010-12-10	-53.40%	784	False	18.530001	< -30%
20	2010-12-10	2010-12-15	2010-12-16	-0.61%	4	False	17.610001	[-5%, 0%)
21	2010-12-21	2010-12-31	2011-01-03	-0.78%	8	False	16.490000	[-5%, 0%)
22	2011-01-03	2011-01-04	2011-01-05	-0.08%	2	False	17.610001	[-5%, 0%)
23	2011-01-06	2011-01-07	2011-01-10	-0.09%	2	False	17.400000	[-5%, 0%)

24	2011-01-18	2011-01-21	2011-01-27	-2.59%	7	False	15.870000	[-5%, 0%)
25	2011-01-27	2011-01-28	2011-02-04	-2.54%	6	False	16.150000	[-5%, 0%)
26	2011-02-08	2011-02-09	2011-02-11	-0.16%	3	False	15.810000	[-5%, 0%)
27	2011-02-14	2011-02-15	2011-02-16	-0.14%	2	False	15.950000	[-5%, 0%)
28	2011-02-16	2011-03-16	2011-04-26	-8.03%	47	False	16.719999	[-10%, -5%)
29	2011-04-27	2011-06-17	2011-07-07	-8.97%	49	False	15.350000	[-10%, -5%)
30	2011-07-07	2011-07-14	2011-07-22	-3.55%	11	False	15.950000	[-5%, 0%)
31	2011-07-22	2011-07-25	2011-07-26	-0.20%	2	False	17.520000	[-5%, 0%)
32	2011-07-26	2011-08-19	2012-01-18	-16.09%	121	False	20.230000	[-20%, -10%)
33	2012-01-19	2012-01-24	2012-01-25	-0.30%	4	False	19.870001	[-5%, 0%)
34	2012-01-25	2012-01-26	2012-01-30	-0.35%	3	False	18.309999	[-5%, 0%)
35	2012-02-03	2012-02-06	2012-02-07	-0.08%	2	False	17.100000	[-5%, 0%)
36	2012-02-09	2012-02-10	2012-02-13	-0.69%	2	False	18.629999	[-5%, 0%)
37	2012-02-14	2012-02-15	2012-02-16	-0.70%	2	False	19.540001	[-5%, 0%)
38	2012-02-16	2012-02-22	2012-02-23	-0.49%	4	False	19.219999	[-5%, 0%)
39	2012-02-28	2012-02-29	2012-03-01	-0.45%	2	False	17.959999	[-5%, 0%)
40	2012-03-01	2012-03-06	2012-03-09	-2.08%	6	False	17.260000	[-5%, 0%)
41	2012-03-15	2012-03-16	2012-03-19	-0.07%	2	False	15.420000	[-5%, 0%)
42	2012-03-21	2012-03-23	2012-03-26	-0.27%	3	False	15.130000	[-5%, 0%)
43	2012-03-27	2012-03-30	2012-04-02	-0.97%	4	False	15.590000	[-5%, 0%)
44	2012-04-02	2012-06-01	2012-08-17	-11.49%	96	False	15.640000	[-20%, -10%)
45	2012-08-20	2012-08-21	2012-08-22	-0.39%	2	False	14.020000	[-5%, 0%)
46	2012-08-22	2012-08-30	2012-09-06	-1.05%	10	False	15.110000	[-5%, 0%)
47	2012-09-06	2012-09-11	2012-09-13	-1.58%	5	False	15.600000	[-5%, 0%)
48	2012-09-19	2012-11-15	2013-04-10	-11.64%	137	False	13.880000	[-20%, -10%)
49	2013-04-10	2013-04-18	2013-04-29	-4.06%	13	False	12.360000	[-5%, 0%)
50	2013-04-30	2013-05-01	2013-05-02	-0.47%	2	False	13.520000	[-5%, 0%)
51	2013-05-06	2013-05-07	2013-05-08	-0.06%	2	False	12.660000	[-5%, 0%)
52	2013-05-08	2013-05-09	2013-05-10	-0.14%	2	False	12.660000	[-5%, 0%)
53	2013-05-15	2013-05-16	2013-05-17	-0.11%	2	False	12.810000	[-5%, 0%)
54	2013-05-17	2013-06-24	2013-07-11	-5.85%	37	False	12.450000	[-10%, -5%)
55	2013-07-15	2013-07-16	2013-07-17	-0.13%	2	False	13.790000	[-5%, 0%)
56	2013-07-17	2013-07-23	2013-07-30	-1.72%	9	False	13.780000	[-5%, 0%)
57	2013-08-05	2013-08-07	2013-08-13	-0.78%	6	False	11.840000	[-5%, 0%)
58	2013-08-13	2013-08-27	2013-09-09	-2.54%	18	False	12.310000	[-5%, 0%)
59	2013-09-10	2013-09-16	2013-09-17	-0.46%	5	False	14.530000	[-5%, 0%)
60	2013-09-19	2013-09-25	2013-10-01	-0.89%	8	False	13.160000	[-5%, 0%)
61	2013-10-01	2013-10-09	2013-10-14	-3.39%	9	False	15.540000	[-5%, 0%)
62	2013-10-14	2013-10-15	2013-10-16	-0.39%	2	False	16.070000	[-5%, 0%)
63	2013-10-22	2013-10-23	2013-10-25	-0.61%	3	False	13.330000	[-5%, 0%)
64	2013-10-29	2013-11-07	2013-11-13	-1.95%	11	False	13.410000	[-5%, 0%)
65	2013-11-15	2013-11-20	2013-11-22	-1.50%	5	False	12.190000	[-5%, 0%)
66	2013-11-29	2013-12-05	2013-12-06	-0.41%	5	False	13.700000	[-5%, 0%)
67	2013-12-09	2013-12-13	2013-12-20	-1.74%	9	False	13.490000	[-5%, 0%)
68	2013-12-26	2013-12-30	2013-12-31	-0.40%	3	False	12.330000	[-5%, 0%)
69	2013-12-31	2014-01-13	2014-01-15	-2.22%	10	False	13.720000	[-5%, 0%)
70	2014-01-16	2014-01-17	2014-01-21	-0.57%	2	False	12.530000	[-5%, 0%)
71	2014-01-22	2014-02-03	2014-02-11	-5.06%	14	False	12.840000	[-10%, -5%)
72	2014-02-18	2014-02-19	2014-02-24	-0.69%	4	False	13.870000	[-5%, 0%)
73	2014-02-24	2014-02-26	2014-02-27	-0.20%	3	False	14.230000	[-5%, 0%)
74	2014-02-27	2014-03-03	2014-03-04	-0.85%	3	False	14.040000	[-5%, 0%)
75	2014-03-05	2014-04-11	2014-05-27	-7.42%	57	False	13.890000	[-10%, -5%)
76	2014-05-27	2014-05-28	2014-05-29	-0.31%	2	False	11.510000	[-5%, 0%)
77	2014-05-30	2014-06-03	2014-06-04	-0.14%	3	False	11.400000	[-5%, 0%)
78	2014-06-06	2014-06-09	2014-06-10	-0.08%	2	False	10.730000	[-5%, 0%)
79	2014-06-10	2014-06-12	2014-06-18	-0.93%	6	False	10.990000	[-5%, 0%)
80	2014-06-18	2014-06-19	2014-06-20	-0.06%	2	False	10.610000	[-5%, 0%)
81	2014-06-23	2014-06-24	2014-06-25	-0.10%	2	False	10.980000	[-5%, 0%)
82	2014-07-03	2014-07-08	2014-07-14	-1.50%	6	False	10.320000	[-5%, 0%)
83	2014-07-14	2014-07-15	2014-07-16	-0.34%	2	False	11.820000	[-5%, 0%)
84	2014-07-16	2014-07-17	2014-07-18	-1.33%	2	False	11.000000	[-5%, 0%)
85	2014-07-18	2014-07-21	2014-07-22	-0.12%	2	False	12.060000	[-5%, 0%)
86	2014-07-23	2014-08-07	2014-08-15	-3.09%	17	False	11.520000	[-5%, 0%)
87	2014-08-27	2014-08-28	2014-08-29	-0.11%	2	False	11.780000	[-5%, 0%)

88	2014-09-02	2014-09-04	2014-09-08	-0.68%	4	False	12.250000	[-5%, 0%)
89	2014-09-08	2014-09-15	2014-09-18	-1.56%	8	False	12.660000	[-5%, 0%)
90	2014-09-18	2014-10-16	2014-10-28	-8.25%	28	False	12.030000	[-10%, -5%)
91	2014-10-28	2014-10-29	2014-10-31	-0.37%	3	False	14.390000	[-5%, 0%)
92	2014-11-03	2014-11-04	2014-11-10	-0.33%	5	False	14.730000	[-5%, 0%)
93	2014-11-14	2014-11-17	2014-11-18	-0.30%	2	False	13.310000	[-5%, 0%)
94	2014-11-18	2014-11-19	2014-11-21	-0.45%	3	False	13.860000	[-5%, 0%)
95	2014-11-28	2014-12-16	2015-02-12	-5.69%	51	False	13.330000	[-10%, -5%)
96	2015-02-24	2015-02-25	2015-02-26	-0.25%	2	False	13.690000	[-5%, 0%)
97	2015-02-26	2015-02-27	2015-03-02	-0.44%	2	False	13.910000	[-5%, 0%)
98	2015-03-02	2015-03-11	2015-04-24	-3.90%	38	False	13.040000	[-5%, 0%)
99	2015-04-24	2015-05-06	2015-05-21	-3.46%	19	False	12.290000	[-5%, 0%)
100	2015-05-21	2015-05-26	2015-05-27	-1.25%	3	False	12.110000	[-5%, 0%)
101	2015-05-27	2015-06-09	2015-06-23	-2.66%	19	False	13.270000	[-5%, 0%)
102	2015-06-23	2015-07-09	2015-07-16	-4.30%	16	False	12.110000	[-5%, 0%)
103	2015-07-20	2015-08-25	2015-10-28	-13.94%	71	False	12.250000	[-20%, -10%)
104	2015-10-28	2015-10-30	2015-11-02	-0.61%	3	False	14.330000	[-5%, 0%)
105	2015-11-04	2015-11-13	2015-12-01	-4.50%	18	False	15.510000	[-5%, 0%)
106	2015-12-01	2016-02-09	2016-07-27	-16.10%	164	False	14.670000	[-20%, -10%)
107	2016-08-01	2016-08-02	2016-08-05	-0.76%	4	False	12.440000	[-5%, 0%)
108	2016-08-05	2016-08-08	2016-08-09	-0.11%	2	False	11.390000	[-5%, 0%)
109	2016-08-09	2016-08-10	2016-08-11	-0.26%	2	False	11.660000	[-5%, 0%)
110	2016-08-15	2016-08-31	2016-09-06	-1.07%	15	False	11.810000	[-5%, 0%)
111	2016-09-07	2016-09-09	2016-09-21	-3.09%	10	False	11.940000	[-5%, 0%)
112	2016-09-22	2016-09-26	2016-10-10	-1.47%	12	False	12.020000	[-5%, 0%)
113	2016-10-10	2016-10-17	2016-10-24	-2.01%	10	False	13.380000	[-5%, 0%)
114	2016-10-24	2016-11-04	2016-12-13	-4.95%	35	False	13.020000	[-5%, 0%)
115	2016-12-13	2016-12-16	2016-12-20	-0.42%	5	False	12.720000	[-5%, 0%)
116	2016-12-20	2016-12-22	2016-12-27	-0.36%	4	False	11.450000	[-5%, 0%)
117	2016-12-27	2016-12-30	2017-01-05	-1.94%	6	False	11.990000	[-5%, 0%)
118	2017-01-11	2017-01-12	2017-01-13	-0.15%	2	False	11.260000	[-5%, 0%)
119	2017-01-13	2017-01-17	2017-01-20	-0.30%	4	False	11.230000	[-5%, 0%)
120	2017-01-27	2017-01-31	2017-02-06	-0.98%	6	False	10.580000	[-5%, 0%)
121	2017-02-15	2017-02-16	2017-02-17	-0.03%	2	False	11.970000	[-5%, 0%)
122	2017-02-22	2017-02-23	2017-03-01	-0.38%	5	False	11.740000	[-5%, 0%)
123	2017-03-01	2017-03-07	2017-03-13	-0.71%	8	False	12.540000	[-5%, 0%)
124	2017-03-13	2017-03-14	2017-03-15	-0.24%	2	False	11.350000	[-5%, 0%)
125	2017-03-15	2017-03-21	2017-03-29	-1.53%	10	False	11.630000	[-5%, 0%)
126	2017-03-30	2017-04-03	2017-04-04	-0.13%	3	False	11.540000	[-5%, 0%)
127	2017-04-04	2017-04-13	2017-04-20	-1.59%	11	False	11.790000	[-5%, 0%)
128	2017-04-20	2017-04-21	2017-04-24	-0.02%	2	False	14.150000	[-5%, 0%)
129	2017-04-25	2017-04-26	2017-04-27	-0.14%	2	False	10.760000	[-5%, 0%)
130	2017-05-02	2017-05-03	2017-05-05	-0.32%	3	False	10.590000	[-5%, 0%)
131	2017-05-10	2017-05-11	2017-05-12	-0.08%	2	False	10.210000	[-5%, 0%)
132	2017-05-16	2017-05-17	2017-05-24	-2.54%	6	False	10.650000	[-5%, 0%)
133	2017-05-30	2017-05-31	2017-06-01	-0.04%	2	False	10.380000	[-5%, 0%)
134	2017-06-02	2017-06-06	2017-06-08	-0.42%	4	False	9.750000	[-5%, 0%)
135	2017-06-08	2017-07-03	2017-07-19	-4.88%	28	False	10.160000	[-5%, 0%)
136	2017-07-20	2017-07-21	2017-07-24	-0.04%	2	False	9.580000	[-5%, 0%)
137	2017-07-24	2017-07-25	2017-07-26	-0.26%	2	False	9.430000	[-5%, 0%)
138	2017-07-26	2017-08-10	2017-08-31	-2.65%	26	False	9.600000	[-5%, 0%)
139	2017-08-31	2017-09-08	2017-09-12	-1.36%	7	False	10.590000	[-5%, 0%)
140	2017-09-13	2017-09-25	2017-10-05	-2.26%	16	False	10.500000	[-5%, 0%)
141	2017-10-06	2017-10-09	2017-10-11	-0.12%	3	False	9.650000	[-5%, 0%)
142	2017-10-11	2017-10-12	2017-10-13	-0.18%	2	False	9.850000	[-5%, 0%)
143	2017-10-17	2017-10-26	2017-10-27	-1.40%	8	False	10.310000	[-5%, 0%)
144	2017-10-31	2017-11-02	2017-11-03	-0.22%	3	False	10.180000	[-5%, 0%)
145	2017-11-08	2017-11-15	2017-11-16	-1.24%	6	False	9.780000	[-5%, 0%)
146	2017-11-16	2017-11-20	2017-11-21	-0.46%	3	False	11.760000	[-5%, 0%)
147	2017-11-24	2017-11-27	2017-11-28	-0.04%	2	False	9.670000	[-5%, 0%)
148	2017-11-28	2017-12-04	2017-12-15	-2.48%	13	False	10.030000	[-5%, 0%)
149	2017-12-18	2017-12-29	2018-01-03	-1.82%	10	False	9.530000	[-5%, 0%)
150	2018-01-09	2018-01-10	2018-01-11	-0.23%	2	False	10.080000	[-5%, 0%)
151	2018-01-12	2018-01-16	2018-01-17	-0.29%	2	False	10.160000	[-5%, 0%)

152	2018-01-23	2018-01-25	2018-01-26	-0.68%	3	False	11.100000	[-5%, 0%)
153	2018-01-26	2018-02-08	2018-03-09	-10.23%	29	False	11.080000	[-20%, -10%)
154	2018-03-12	2018-04-02	2018-06-04	-10.52%	58	False	15.780000	[-20%, -10%)
155	2018-06-06	2018-06-07	2018-06-14	-0.81%	6	False	11.640000	[-5%, 0%)
156	2018-06-14	2018-06-19	2018-06-20	-0.69%	4	False	12.120000	[-5%, 0%)
157	2018-06-20	2018-06-27	2018-07-10	-4.24%	13	False	12.790000	[-5%, 0%)
158	2018-07-10	2018-07-11	2018-07-12	-0.51%	2	False	12.640000	[-5%, 0%)
159	2018-07-13	2018-07-16	2018-07-17	-0.24%	2	False	12.180000	[-5%, 0%)
160	2018-07-17	2018-07-20	2018-07-24	-0.71%	5	False	12.060000	[-5%, 0%)
161	2018-07-25	2018-07-30	2018-08-27	-4.22%	23	False	12.290000	[-5%, 0%)
162	2018-08-29	2018-12-24	2019-04-12	-22.80%	155	False	12.250000	[-30%, -20%)
163	2019-04-23	2019-04-24	2019-04-25	-0.32%	2	False	12.280000	[-5%, 0%)
164	2019-04-29	2019-05-02	2019-05-03	-1.52%	4	False	13.110000	[-5%, 0%)
165	2019-05-03	2019-06-03	2019-07-03	-10.98%	42	False	12.870000	[-20%, -10%)
166	2019-07-03	2019-07-08	2019-07-10	-0.90%	4	False	12.570000	[-5%, 0%)
167	2019-07-10	2019-07-11	2019-07-12	-0.07%	2	False	13.030000	[-5%, 0%)
168	2019-07-15	2019-07-19	2019-07-24	-1.62%	7	False	12.680000	[-5%, 0%)
169	2019-07-24	2019-07-25	2019-07-26	-0.95%	2	False	12.070000	[-5%, 0%)
170	2019-07-26	2019-08-05	2019-10-25	-7.46%	64	False	12.160000	[-10%, -5%)
171	2019-10-28	2019-10-29	2019-11-01	-0.77%	4	False	13.110000	[-5%, 0%)
172	2019-11-05	2019-11-06	2019-11-07	-0.22%	2	False	13.100000	[-5%, 0%)
173	2019-11-08	2019-11-11	2019-11-12	-0.13%	2	False	12.070000	[-5%, 0%)
174	2019-11-13	2019-11-14	2019-11-15	-0.08%	2	False	13.000000	[-5%, 0%)
175	2019-11-19	2019-11-21	2019-11-25	-0.82%	4	False	12.860000	[-5%, 0%)
176	2019-11-27	2019-12-03	2019-12-12	-2.25%	10	False	11.750000	[-5%, 0%)
177	2019-12-26	2019-12-30	2020-01-02	-0.74%	4	False	12.650000	[-5%, 0%)
178	2020-01-02	2020-01-03	2020-01-08	-0.92%	4	False	12.470000	[-5%, 0%)
179	2020-01-09	2020-01-10	2020-01-13	-0.26%	2	False	12.540000	[-5%, 0%)
180	2020-01-13	2020-01-14	2020-01-16	-0.39%	3	False	12.320000	[-5%, 0%)
181	2020-01-17	2020-01-21	2020-01-22	-0.04%	2	False	12.100000	[-5%, 0%)
182	2020-01-23	2020-01-27	2020-02-04	-2.89%	8	False	12.980000	[-5%, 0%)
183	2020-02-06	2020-02-07	2020-02-10	-0.43%	2	False	14.960000	[-5%, 0%)
184	2020-02-12	2020-02-13	2020-02-14	-0.13%	2	False	13.740000	[-5%, 0%)
185	2020-02-19	2020-03-16	2020-06-03	-28.56%	73	False	14.380000	[-30%, -20%)
186	2020-06-03	2020-06-04	2020-06-05	-0.70%	2	False	25.660000	[-5%, 0%)
187	2020-06-10	2020-06-11	2020-06-22	-4.95%	8	False	27.570000	[-5%, 0%)
188	2020-06-23	2020-06-26	2020-07-01	-3.46%	6	False	31.370001	[-5%, 0%)
189	2020-07-06	2020-07-07	2020-07-08	-0.69%	2	False	27.940001	[-5%, 0%)
190	2020-07-10	2020-07-13	2020-07-20	-2.06%	6	False	27.290001	[-5%, 0%)
191	2020-07-20	2020-07-24	2020-08-03	-4.21%	10	False	24.459999	[-5%, 0%)
192	2020-08-06	2020-08-11	2020-08-17	-3.44%	7	False	22.650000	[-5%, 0%)
193	2020-08-18	2020-08-19	2020-08-20	-0.67%	2	False	21.510000	[-5%, 0%)
194	2020-08-26	2020-08-27	2020-08-28	-0.31%	2	False	23.270000	[-5%, 0%)
195	2020-09-02	2020-09-23	2020-12-01	-12.62%	62	False	26.570000	[-20%, -10%)
196	2020-12-08	2020-12-09	2020-12-16	-2.26%	6	False	20.680000	[-5%, 0%)
197	2020-12-17	2020-12-23	2020-12-28	-0.72%	6	False	21.930000	[-5%, 0%)
198	2020-12-31	2021-01-06	2021-01-07	-1.98%	4	False	22.750000	[-5%, 0%)
199	2021-01-08	2021-01-15	2021-01-20	-2.25%	7	False	21.559999	[-5%, 0%)
200	2021-01-21	2021-01-22	2021-01-25	-0.29%	2	False	21.320000	[-5%, 0%)
201	2021-01-26	2021-01-29	2021-02-04	-4.27%	7	False	23.020000	[-5%, 0%)
202	2021-02-08	2021-02-10	2021-02-11	-0.25%	3	False	21.240000	[-5%, 0%)
203	2021-02-12	2021-03-08	2021-04-09	-10.85%	38	False	19.969999	[-20%, -10%)
204	2021-04-09	2021-04-12	2021-04-13	-0.13%	2	False	16.690001	[-5%, 0%)
205	2021-04-13	2021-04-14	2021-04-15	-1.20%	2	False	16.650000	[-5%, 0%)
206	2021-04-16	2021-05-12	2021-06-14	-7.34%	40	False	16.250000	[-10%, -5%)
207	2021-06-14	2021-06-16	2021-06-17	-1.02%	3	False	16.389999	[-5%, 0%)
208	2021-06-17	2021-06-18	2021-06-22	-0.78%	3	False	17.750000	[-5%, 0%)
209	2021-06-24	2021-06-25	2021-06-28	-0.12%	2	False	15.970000	[-5%, 0%)
210	2021-06-29	2021-06-30	2021-07-02	-0.16%	3	False	16.020000	[-5%, 0%)
211	2021-07-07	2021-07-08	2021-07-09	-0.60%	2	False	16.200001	[-5%, 0%)
212	2021-07-14	2021-07-19	2021-07-22	-2.31%	6	False	16.330000	[-5%, 0%)
213	2021-07-26	2021-07-27	2021-08-05	-1.10%	8	False	17.580000	[-5%, 0%)
214	2021-08-05	2021-08-18	2021-08-23	-2.02%	12	False	17.280001	[-5%, 0%)
215	2021-08-25	2021-08-26	2021-08-27	-0.64%	2	False	16.790001	[-5%, 0%)

216	2021-08-30	2021-08-31	2021-09-01	-0.08%	2	False	16.190001	[-5%, 0%)
217	2021-09-01	2021-09-02	2021-09-03	-0.05%	2	False	16.110001	[-5%, 0%)
218	2021-09-07	2021-10-04	2021-10-28	-7.62%	37	False	18.139999	[-10%, -5%)
219	2021-11-05	2021-11-10	2021-11-18	-2.28%	9	False	16.480000	[-5%, 0%)
220	2021-11-19	2021-12-20	2021-12-27	-5.65%	24	False	17.910000	[-10%, -5%)
221	2021-12-27	2022-11-03	2023-12-13	-35.12%	494	False	17.680000	< -30%
222	2023-12-13	2023-12-14	2023-12-15	-0.09%	2	False	12.190000	[-5%, 0%)
223	2023-12-19	2023-12-20	2023-12-26	-1.49%	4	False	12.530000	[-5%, 0%)
224	2023-12-27	2024-01-04	2024-01-18	-3.70%	14	False	12.430000	[-5%, 0%)
225	2024-01-25	2024-01-26	2024-01-29	-0.60%	2	False	13.450000	[-5%, 0%)
226	2024-01-29	2024-01-31	2024-02-02	-2.61%	4	False	13.600000	[-5%, 0%)
227	2024-02-02	2024-02-06	2024-02-07	-0.33%	3	False	13.850000	[-5%, 0%)
228	2024-02-09	2024-02-21	2024-02-22	-2.62%	8	False	12.930000	[-5%, 0%)
229	2024-02-22	2024-02-28	2024-02-29	-0.64%	5	False	14.540000	[-5%, 0%)
230	2024-03-01	2024-03-15	2024-03-21	-2.62%	14	False	13.110000	[-5%, 0%)
231	2024-03-22	2024-04-19	2024-05-15	-7.11%	37	False	13.060000	[-10%, -5%)
232	2024-05-15	2024-05-17	2024-05-20	-0.25%	3	False	12.450000	[-5%, 0%)
233	2024-05-21	2024-05-23	2024-05-24	-0.47%	3	False	11.860000	[-5%, 0%)
234	2024-05-28	2024-05-31	2024-06-05	-1.95%	6	False	12.920000	[-5%, 0%)
235	2024-06-05	2024-06-07	2024-06-10	-0.12%	3	False	12.630000	[-5%, 0%)
236	2024-06-18	2024-06-24	2024-07-02	-2.16%	9	False	12.300000	[-5%, 0%)
237	2024-07-10	2024-08-07	2024-11-06	-13.56%	84	False	12.850000	[-20%, -10%)
238	2024-11-08	2024-11-15	2024-12-02	-3.42%	15	False	14.940000	[-5%, 0%)
239	2024-12-04	2024-12-05	2024-12-06	-0.28%	2	False	13.450000	[-5%, 0%)
240	2024-12-06	2024-12-10	2024-12-11	-1.12%	3	False	12.770000	[-5%, 0%)
241	2024-12-11	2024-12-12	2024-12-13	-0.65%	2	False	13.580000	[-5%, 0%)
242	2024-12-16	2025-01-14	2025-02-14	-6.00%	40	False	14.690000	[-10%, -5%)
243	2025-02-19	2025-04-08	2025-06-24	-22.77%	86	False	15.270000	[-30%, -20%)
244	2025-06-30	2025-07-01	2025-07-03	-0.84%	3	False	16.730000	[-5%, 0%)
245	2025-07-03	2025-07-07	2025-07-09	-0.75%	3	False	16.379999	[-5%, 0%)
246	2025-07-09	2025-07-11	2025-07-15	-0.37%	4	False	15.940000	[-5%, 0%)
247	2025-07-17	2025-07-18	2025-07-21	-0.10%	2	False	16.520000	[-5%, 0%)
248	2025-07-21	2025-07-22	2025-07-24	-0.52%	3	False	16.650000	[-5%, 0%)
249	2025-07-28	2025-08-01	2025-08-07	-2.51%	8	False	15.030000	[-5%, 0%)
250	2025-08-08	2025-08-11	2025-08-12	-0.30%	2	False	15.150000	[-5%, 0%)
251	2025-08-13	2025-08-21	In Corso	-2.94%	12	True	14.490000	[-5%, 0%)

Questa tabella è il "diario clinico" completo... **Interpretazione Pratica:** Ordinare per `depth_pct` per trovare i "cigni neri".